

[www.farleysport.com](http://www.farleysport.com)

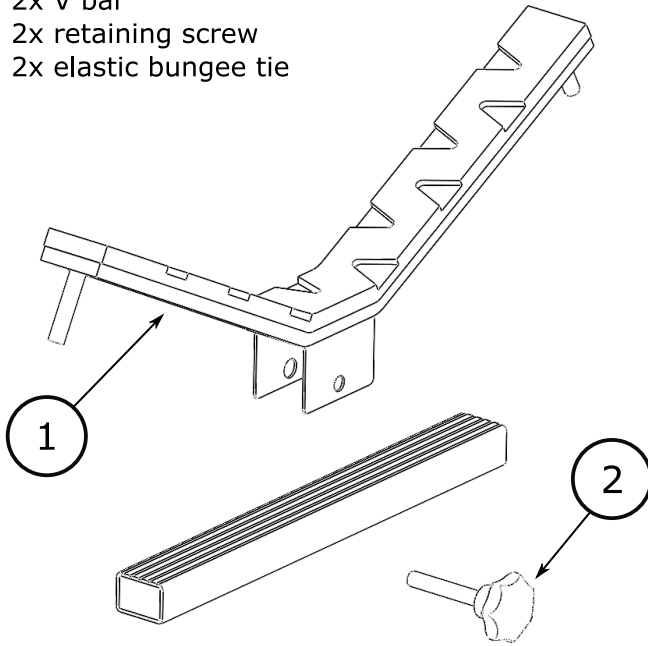
Thank you for choosing Farley V bars! They are constructed from durable, corrosion resistant materials to provide a long lasting, safe and convenient kayak transport solution.

To ensure the safe use of your V bars please follow the advice shown below.

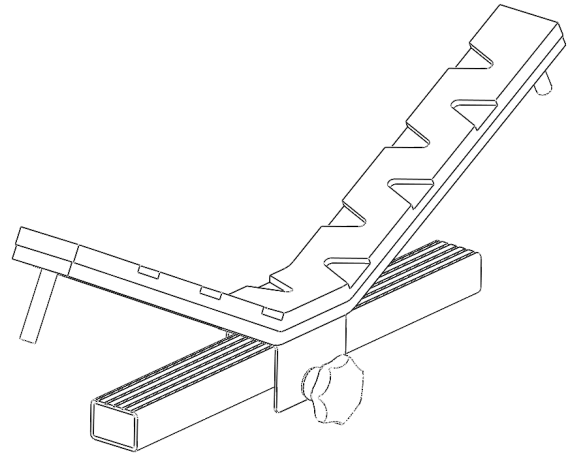
For spare parts, to make a return or for general enquiries please contact: [info@farleysport.com](mailto:info@farleysport.com)

In the box:

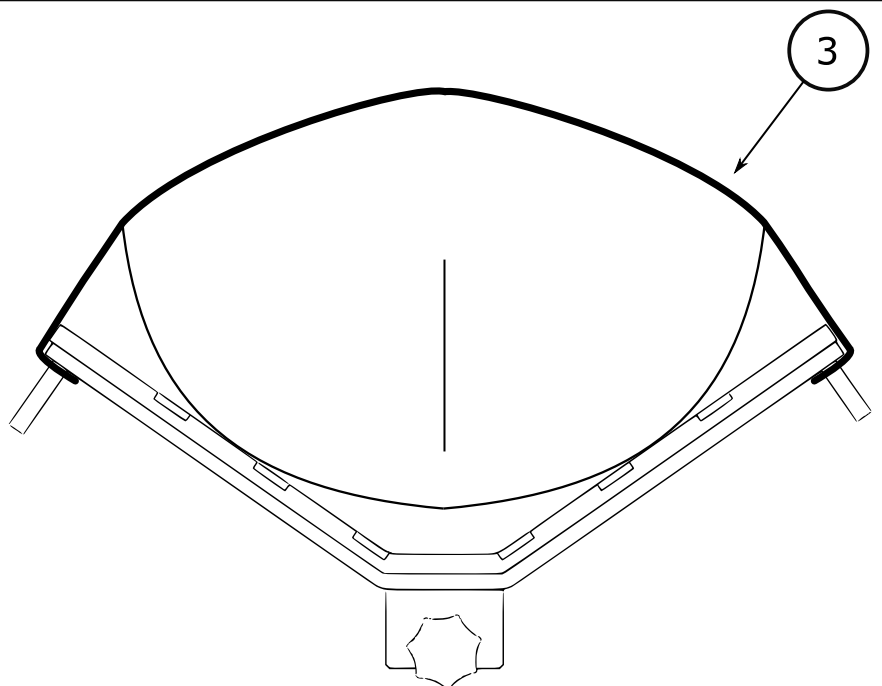
1. 2x V bar
2. 2x retaining screw
3. 2x elastic bungee tie



- Ensure retaining screws are tightened firmly.
- Check for looseness regularly.



- Ensure adequate spacing between roof bars.
- Minimum recommended roof bar spacing:  
K1-650mm/K2-1000mm
- Balance boat evenly across V bars.
- Use bungee ties provided.
- Check bungee ties for damage before each use.
- In windy conditions or if driving at high speed, secure boat to roof bar using a single strap in addition to bungee ties.
- V bars must be positioned in between roof bar mounts.
- Safe working load per pair of V bars : 40kg.



MADE IN GREAT BRITAIN